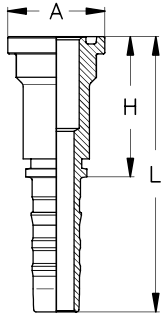


Perskoppelingen HNS serie

SAE 3000 PSI

SFL

SAE FLENS 3000 PSI

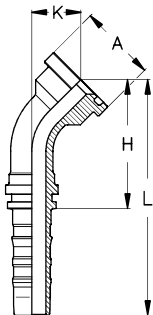


GSS Artikel nr	Slangmaat			Flens		Afmetingen (mm)					Max W.P.	
	DN	Size	Inch	Size	Inch	H	L	A			bar	PSI
HNS-12SFH-3-12	20	12	3/4"	12	3/4"	55	106	38,1			350	5000
HNS-16SFH-3-12	20	12	3/4"	16	1"	57	108	44,5			350	5000
HNS-20SFH-3-12	20	12	3/4"	20	1 1/4"	55	106	50,8			280	4000
HNS-12SFH-3-16	25	16	1"	12	3/4"	58	114,5	38,1			350	5000
HNS-16SFH-3-16	25	16	1"	16	1"	58	114,5	44,5			350	5000
HNS-20SFH-3-16	25	16	1"	20	1 1/4"	63	119,5	50,8			280	4000
HNS-24SFH-3-16	25	16	1"	24	1 1/2"	55	115,5	60,4			210	3000
HNS-16SFH-3-20	32	20	1 1/4"	16	1"	64	130,5	44,5			350	5000
HNS-20SFH-3-20	32	20	1 1/4"	20	1 1/4"	64	130,5	50,8			280	4000
HNS-24SFH-3-20	32	20	1 1/4"	24	1 1/2"	68	134,5	60,4			210	3000
HNS-32SFH-3-20	32	20	1 1/4"	32	2"	75	141,5	71,4			210	3000
HNS-24SFH-3-24	38	24	1 1/2"	24	1 1/2"	73	155,5	60,4			210	3000
HNS-32SFH-3-24	38	24	1 1/2"	32	2"	76	158,5	71,4			210	3000
HNS-32SFH-3-32	51	32	2"	32	2"	77	176,5	71,4			210	3000
HNS-40SFH-3-32	51	32	2"	40	2 1/2"	90	186,5	84,1			175	2500

SAE 3000 PSI 45

SFL45

SAE FLENS 3000 PSI 45"

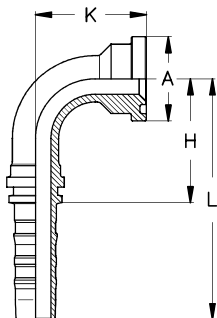


GSS Artikel nr	Slangmaat			Flens		Afmetingen (mm)					Max W.P.	
	DN	Size	Inch	Size	Inch	H	L	K	A		bar	PSI
HNS-12SFH45S-3-12	20	12	3/4"	12	3/4"	63	114	25	38,1		350	5000
HNS-16SFH45S-3-12	20	12	3/4"	16	1"	65	116	27	44,5		350	5000
HNS-12SFH45S-3-16	25	16	1"	12	3/4"	81	137	31	38,1		350	5000
HNS-16SFH45S-3-16	25	16	1"	16	1"	78	134	28	44,5		350	5000
HNS-20SFH45S-3-16	25	16	1"	20	1 1/4"	78	134	28	50,8		280	4000
HNS-16SFH45S-3-20	32	20	1 1/4"	16	1"	96	163	37	44,5		350	5000
HNS-20SFH45S-3-20	32	20	1 1/4"	20	1 1/4"	91	157	32	50,8		280	4000
HNS-24SFH45S-3-20	32	20	1 1/4"	24	1 1/2"	91	157	32	60,4		210	3000
HNS-24SFH45S-3-24	38	24	1 1/2"	24	1 1/2"	108	191	36	60,4		210	3000
HNS-32SFH45S-3-24	38	24	1 1/2"	32	2"	107	189	35	71,4		210	3000
HNS-32SFH45S-3-32	51	32	2"	32	2"	151	245	57	71,4		210	3000
HNS-40SFH45S-3-32	51	32	2"	40	2 1/2"	146	243	51	84,1		175	2500

SAE 3000 PSI 90

SFL90

SAE FLENS 3000 PSI 90"



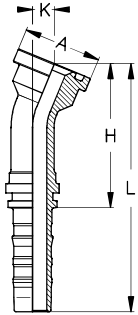
GSS Artikel nr	Slangmaat			Flens		Afmetingen (mm)					Max W.P.	
	DN	Size	Inch	Size	Inch	H	L	K	A		bar	PSI
HNS-12SFH90S-3-12	20	12	3/4"	12	3/4"	55	106	51	38,1		350	5000
HNS-16SFH90S-3-12	20	12	3/4"	16	1"	55	106	55	44,5		350	5000
HNS-20SFH90S-3-12	20	12	3/4"	20	1 1/4"	55	106	60	50,8		280	4000
HNS-12SFH90S-3-16	25	16	1"	12	3/4"	71	128	65	38,1		350	5000
HNS-16SFH90S-3-16	25	16	1"	16	1"	71	128	61	44,5		350	5000
HNS-20SFH90S-3-16	25	16	1"	20	1 1/4"	71	128	61	50,8		280	4000
HNS-24SFH90S-3-16	25	16	1"	24	1 1/2"	71	128	61	60,4		210	3000
HNS-16SFH90S-3-20	32	20	1 1/4"	16	1"	87	154	79	44,5		350	5000
HNS-20SFH90S-3-20	32	20	1 1/4"	20	1 1/4"	87	154	71	50,8		280	4000
HNS-24SFH90S-3-20	32	20	1 1/4"	24	1 1/2"	87	154	71	60,4		210	3000
HNS-24SFH90S-3-24	38	24	1 1/2"	24	1 1/2"	105	188	83	60,4		210	3000
HNS-32SFH90S-3-24	38	24	1 1/2"	32	2"	105	188	81	71,4		210	3000
HNS-32SFH90S-3-32	51	32	2"	32	2"	140	237	122	71,4		210	3000
HNS-40SFH90S-3-32	51	32	2"	40	2 1/2"	140	237	117	84,1		175	2500

Perskoppelingen HNS serie

SAE 3000 PSI 22,5"

SFL22,5

SAE FLENS 3000 PSI 22,5"

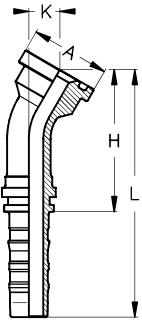


GSS Artikel nr	Slangmaat			Flens		Afmetingen (mm)				Max W.P.	
	DN	Size	Inch	Size	Inch	H	L	K	A	bar	PSI
HNS-12SFH22S-3-12	20	12	3/4"	12	3/4"	70	121	11	38,1	350	5000
HNS-16SFH22S-3-12	20	12	3/4"	16	1"	73	124	12	44,5	350	5000
HNS-16SFH22S-3-16	25	16	1"	16	1"	86	142	12	44,5	350	5000
HNS-20SFH22S-3-16	25	16	1"	20	1 1/4"	86	142	12	50,8	280	4000
HNS-20SFH22S-3-20	32	20	1 1/4"	20	1 1/4"	100	166	13	50,8	280	4000
HNS-24SFH22S-3-20	32	20	1 1/4"	24	1 1/2"	100	166	13	60,4	210	3000
HNS-24SFH22S-3-24	38	24	1 1/2"	24	1 1/2"	118	201	15	60,4	210	3000
HNS-32SFH22S-3-24	38	24	1 1/2"	32	2"	116	199	14	71,4	210	3000
HNS-32SFH22S-3-32	51	32	2"	32	2"	165	262	22	71,4	210	3000

SAE 3000 PSI 30"

SFL30

SAE FLENS 3000 PSI 30"

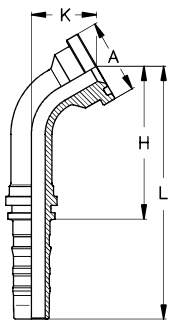


GSS Artikel nr	Slangmaat			Flens		Afmetingen (mm)				Max W.P.	
	DN	Size	Inch	Size	Inch	H	L	K	A	bar	PSI
HNS-12SFH30S-3-12	20	12	3/4"	12	3/4"	68	119	16	38,1	350	5000
HNS-16SFH30S-3-12	20	12	3/4"	16	1"	71	122	17	44,5	350	5000
HNS-16SFH30S-3-16	25	16	1"	16	1"	84	140	17	44,5	350	5000
HNS-20SFH30S-3-16	25	16	1"	20	1 1/4"	84	140	17	50,8	280	4000
HNS-20SFH30S-3-20	32	20	1 1/4"	20	1 1/4"	98	164	19	50,8	280	4000
HNS-24SFH30S-3-20	32	20	1 1/4"	24	1 1/2"	98	164	19	60,4	210	3000
HNS-24SFH30S-3-24	38	24	1 1/2"	24	1 1/2"	116	199	22	60,4	210	3000
HNS-32SFH30S-3-24	38	24	1 1/2"	32	2"	114	197	21	71,4	210	3000
HNS-32SFH30S-3-32	51	32	2"	32	2"	162	258	31	71,4	210	3000

SAE 3000 PSI 60"

SFL60

SAE FLENS 3000 PSI 60"

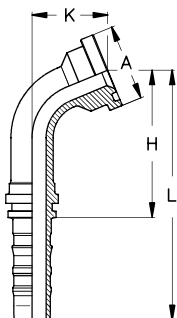


GSS Artikel nr	Slangmaat			Flens		Afmetingen (mm)				Max W.P.	
	DN	Size	Inch	Size	Inch	H	L	K	A	bar	PSI
HNS-12SFH60S-3-12	20	12	3/4"	12	3/4"	77	128	34	38,1	350	5000
HNS-16SFH60S-3-12	20	12	3/4"	16	1"	79	130	37	44,5	350	5000
HNS-16SFH60S-3-16	25	16	1"	16	1"	98	154	40	44,5	350	5000
HNS-20SFH60S-3-16	25	16	1"	20	1 1/4"	98	154	40	50,8	280	4000
HNS-20SFH60S-3-20	32	20	1 1/4"	20	1 1/4"	118	184	45	50,8	280	4000
HNS-24SFH60S-3-20	32	20	1 1/4"	24	1 1/2"	118	184	45	60,4	210	3000
HNS-24SFH60S-3-24	38	24	1 1/2"	24	1 1/2"	140	223	52	60,4	210	3000
HNS-32SFH60S-3-24	38	24	1 1/2"	32	2"	139	222	50	71,4	210	3000
HNS-32SFH60S-3-32	51	32	2"	32	2"	192	289	73	71,4	210	3000

SAE 3000 PSI 67,5"

SFL67,5

SAE FLENS 3000 PSI 67,5"



GSS Artikel nr	Slangmaat			Flens		Afmetingen (mm)				Max W.P.	
	DN	Size	Inch	Size	Inch	H	L	K	A	bar	PSI
HNS-12SFH67S-3-12	20	12	3/4"	12	3/4"	72	123	39	38,1	350	5000
HNS-16SFH67S-3-12	20	12	3/4"	16	1"	73	124	41	44,5	350	5000
HNS-16SFH67S-3-16	25	16	1"	16	1"	92	148	45	44,5	350	5000
HNS-20SFH67S-3-16	25	16	1"	20	1 1/4"	92	148	45	50,8	280	4000
HNS-20SFH67S-3-20	32	20	1 1/4"	20	1 1/4"	111	178	52	50,8	280	4000
HNS-24SFH67S-3-20	32	20	1 1/4"	24	1 1/2"	111	178	52	60,4	210	3000
HNS-24SFH67S-3-24	38	24	1 1/2"	24	1 1/2"	133	216	60	60,4	210	3000
HNS-32SFH67S-3-24	38	24	1 1/2"	32	2"	132	215	58	71,4	210	3000
HNS-32SFH67S-3-32	51	32	2"	32	2"	181	278	84	71,4	210	3000

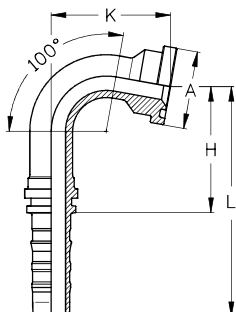
Perskoppelingen HNS serie

3

SAE 3000 PSI 100"

SFL100

SAE FLENS 3000 PSI 100"

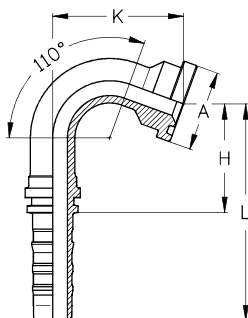


GSS Artikel nr	Slangmaat			Flens		Afmetingen (mm)					Max W.P.	
	DN	Size	Inch	Size	Inch	H	L	K	A	bar	PSI	
HNS-12SFH100-3-12	20	12	3/4"	12	3/4"	61	112	59	38,1	350	5000	
HNS-16SFH100-3-16	25	16	1"	16	1"	77	134	68	44,5	350	5000	

SAE 3000 PSI 110"

SFL110

SAE FLENS 3000 PSI 110"

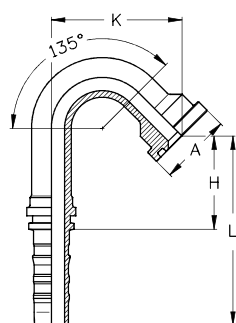


GSS Artikel nr	Slangmaat			Flens		Afmetingen (mm)					Max W.P.	
	DN	Size	Inch	Size	Inch	H	L	K	A	bar	PSI	
HNS-12SFH110-3-12	20	12	3/4"	12	3/4"	51	102	62	38,1	350	5000	
HNS-16SFH110-3-12	25	16	1"	16	1"	65	121	73	44,5	350	5000	
HNS-20SFH110-3-16	25	16	1"	20	1 1/4"	65	121	73	50,8	280	4000	
HNS-20SFH110-3-20	32	20	1 1/4"	20	1 1/4"	82	148	83	50,8	280	4000	
HNS-24SFH110-3-20	32	20	1 1/4"	24	1 1/2"	82	148	83	60,4	210	3000	
HNS-24SFH110-3-24	38	24	1 1/2"	24	1 1/2"	95	178	97	60,4	210	3000	
HNS-32SFH110-3-32	51	32	2"	32	2"	124	220	142	71,4	210	3000	

SAE 3000 PSI 135"

SFL135

SAE FLENS 3000 PSI 135"



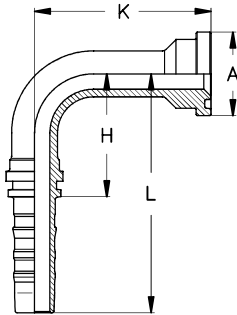
GSS Artikel nr	Slangmaat			Flens		Afmetingen (mm)					Max W.P.	
	DN	Size	Inch	Size	Inch	H	L	K	A	bar	PSI	
HNS-12SFH135-3-12	20	12	3/4"	12	3/4"	69	120	70	38,1	350	5000	
HNS-16SFH135-3-12	20	12	3/4"	16	1"	69	120	70	44,5	350	5000	
HNS-16SFH135-3-16	25	16	1"	16	1"	57	113	86	44,5	350	5000	

Perskoppelingen HNS serie

SAE 3000 PSI  
Long-drop

SFL90

SAE FLENS 3000 PSI 90° Long-drop



GSS Artikel nr	Slangmaat			Flens		Afmetingen (mm)				Max W.P.		
	DN	Size	Inch	Size	Inch	H	L	K	A	bar	PSI	
HNS-12SFH90S-3-12-96	20	12	3/4"	12	3/4"	55	106	96	38,1		350	5000
HNS-12SFH90S-3-12-127	20	12	3/4"	12	3/4"	55	106	127	38,1		350	5000
HNS-16SFH90S-3-12-79	20	12	3/4"	16	1"	55	106	79	44,5		350	5000
HNS-16SFH90S-3-16-118	25	16	1"	16	1"	71	128	118	44,5		350	5000
HNS-20SFH90S-3-16-118	25	16	1"	20	1 1/4"	71	128	118	50,8		280	4000
HNS-20SFH90S-3-20-91	32	20	1 1/4"	20	1 1/4"	87	154	91	50,8		280	4000
HNS-20SFH90S-3-20-102	32	20	1 1/4"	20	1 1/4"	87	154	102	50,8		280	4000
HNS-20SFH90S-3-20-112	32	20	1 1/4"	20	1 1/4"	87	154	112	50,8		280	4000
HNS-20SFH90S-3-20-130	32	20	1 1/4"	20	1 1/4"	87	154	130	50,8		280	4000
HNS-20SFH90S-3-20-168	32	20	1 1/4"	20	1 1/4"	87	154	168	50,8		280	4000
HNS-24SFH90S-3-20-118	32	20	1 1/4"	24	1 1/2"	87	154	118	60,4		210	3000
HNS-24SFH90S-3-20-130	32	20	1 1/4"	24	1 1/2"	87	154	130	60,4		210	3000
HNS-24SFH90S-3-24-148	38	24	1 1/2"	24	1 1/2"	105	188	148	60,4		210	3000
HNS-24SFH90S-3-24-172	38	24	1 1/2"	24	1 1/2"	105	188	172	60,4		210	3000
HNS-32SFH90S-3-24-115	38	24	1 1/2"	32	2"	105	188	115	71,4		210	3000
HNS-32SFH90S-3-24-172	38	24	1 1/2"	32	2"	105	188	172	71,4		210	3000
HNS-32SFH90S-3-32-165	51	32	2"	32	2"	140	237	165	71,4		210	3000
HNS-32SFH90S-3-32-203	51	32	2"	32	2"	140	237	203	71,4		210	3000

O-ring tbv SAE flens



GSS Artikel nr	Flens		Afmetingen (mm)					
	Size	Inch	ISO 3601-1	SAE				
OR-12SFH	12	3/4"	25x3,55	24,99x3,53				
OR-16SFH	16	1"	32,5x3,55	32,92x3,53				
OR-20SFH	20	1 1/4"	37,5x3,55	37,69x3,53				
OR-24SFH	24	1 1/2"	47,5x3,55	47,22x3,53				
OR-32SFH	32	2"	56x3,55	56,74x3,53				

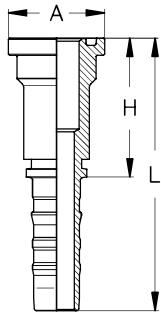
Perskoppelingen HNS serie

3

SAE 6000 PSI

SFS

SAE FLENS 6000 PSI

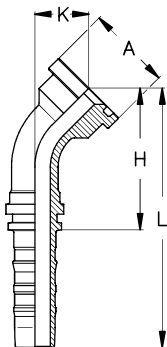


GSS Artikel nr	Slangmaat			Flens		Afmetingen (mm)					Max W.P.	
	DN	Size	Inch	Size	Inch	H	L	A			bar	PSI
HNS-12SFH-6-12	20	12	3/4"	12	3/4"	59	110	41,3			420	6000
HNS-16SFH-6-12	20	12	3/4"	16	1"	61	112	47,6			420	6000
HNS-12SFH-6-16	25	16	1"	12	3/4"	65	121,5	41,3			420	6000
HNS-16SFH-6-16	25	16	1"	16	1"	65	121,5	47,6			420	6000
HNS-20SFH-6-16	25	16	1"	20	1 1/4"	69	125,5	54			420	6000
HNS-16SFH-6-20	32	20	1 1/4"	16	1"	70	136,5	47,6			420	6000
HNS-20SFH-6-20	32	20	1 1/4"	20	1 1/4"	70	136,5	54			420	6000
HNS-24SFH-6-20	32	20	1 1/4"	24	1 1/2"	80	146,5	63,5			420	6000
HNS-24SFH-6-24	38	24	1 1/2"	24	1 1/2"	84	116,5	63,5			420	6000
HNS-32SFH-6-24	38	24	1 1/2"	32	2"	99	181,5	79,4			420	6000
HNS-32SFH-6-32	51	32	2"	32	2"	100	196,5	79,4			350	5000

SAE 6000 PSI 45

SFS45

SAE FLENS 6000 PSI 45"

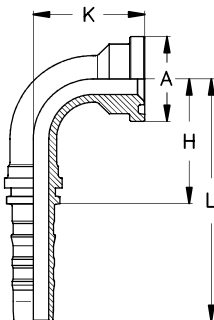


GSS Artikel nr	Slangmaat			Flens		Afmetingen (mm)					Max W.P.		
	DN	Size	Inch	Size	Inch	H	L	K	A			bar	PSI
HNS-12SFH45S-6-12	20	12	3/4"	12	3/4"	66	117	28	41,3			420	6000
HNS-16SFH45S-6-12	20	12	3/4"	16	1"	68	118	29	47,6			420	6000
HNS-12SFH45S-6-16	25	16	1"	12	3/4"	81	137	31	41,3			420	6000
HNS-16SFH45S-6-16	25	16	1"	16	1"	80	136	30	47,6			420	6000
HNS-20SFH45S-6-16	25	16	1"	20	1 1/4"	80	136	30	54			420	6000
HNS-16SFH45S-6-20	32	20	1 1/4"	16	1"	96	163	37	47,6			420	6000
HNS-20SFH45S-6-20	32	20	1 1/4"	20	1 1/4"	93	160	34	54			420	6000
HNS-24SFH45S-6-20	32	20	1 1/4"	24	1 1/2"	94	161	35	63,5			420	6000
HNS-24SFH45S-6-24	38	24	1 1/2"	24	1 1/2"	112	195	40	63,5			420	6000
HNS-32SFH45S-6-24	38	24	1 1/2"	32	2"	115	198	43	79,4			420	6000
HNS-32SFH45S-6-32	51	32	2"	32	2"	150	247	56	79,4			350	5000

SAE 6000 PSI 90

SFS90

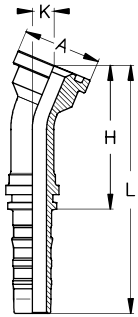
SAE FLENS 6000 PSI 90"



GSS Artikel nr	Slangmaat			Flens		Afmetingen (mm)					Max W.P.		
	DN	Size	Inch	Size	Inch	H	L	K	A			bar	PSI
HNS-12SFH90S-6-12	20	12	3/4"	12	3/4"	55	106	56	41,3			420	6000
HNS-16SFH90S-6-12	20	12	3/4"	16	1"	55	106	58	47,6			420	6000
HNS-12SFH90S-6-16	25	16	1"	12	3/4"	71	128	65	41,3			420	6000
HNS-16SFH90S-6-16	25	16	1"	16	1"	71	128	64	47,6			420	6000
HNS-20SFH90S-6-16	25	16	1"	20	1 1/4"	71	128	64	54			420	6000
HNS-16SFH90S-6-20	32	20	1 1/4"	16	1"	87	154	79	47,6			420	6000
HNS-20SFH90S-6-20	32	20	1 1/4"	20	1 1/4"	87	154	74	54			420	6000
HNS-24SFH90S-6-20	32	20	1 1/4"	24	1 1/2"	87	154	76	63,5			420	6000
HNS-24SFH90S-6-24	38	24	1 1/2"	24	1 1/2"	105	188	88	63,5			420	6000
HNS-32SFH90S-6-24	38	24	1 1/2"	32	2"	105	188	93	79,4			420	6000
HNS-32SFH90S-3-32	51	32	2"	32	2"	140	237	123	79,4			350	5000

Perskoppelingen HNS serie

SAE 6000 PSI 22,5"

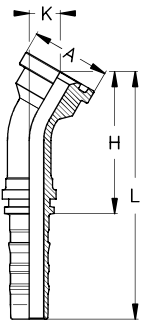


SFS22,5

SAE FLENS 6000 PSI 22,5"

GSS Artikel nr	Slangmaat			Flens		Afmetingen (mm)				Max W.P.	
	DN	Size	Inch	Size	Inch	H	L	K	A	bar	PSI
HNS-12SFH22S-6-12	20	12	3/4"	12	3/4"	74	125	13	41,3	420	6000
HNS-16SFH22S-6-12	20	12	3/4"	16	1"	76	127	14	47,6	420	6000
HNS-16SFH22S-6-16	25	16	1"	16	1"	89	145	13	47,6	420	6000
HNS-20SFH22S-6-16	25	16	1"	20	1 1/4"	89	145	13	54	420	6000
HNS-20SFH22S-6-20	32	20	1 1/4"	20	1 1/4"	103	169	15	54	420	6000
HNS-24SFH22S-6-20	32	20	1 1/4"	24	1 1/2"	104	171	15	63,5	420	6000
HNS-24SFH22S-6-24	38	24	1 1/2"	24	1 1/2"	123	206	17	63,5	420	6000
HNS-32SFH22S-6-24	38	24	1 1/2"	32	2"	127	210	19	79,4	420	6000
HNS-32SFH22S-6-32	51	32	2"	32	2"	166	263	24	79,4	350	5000

SAE 6000 PSI 30"

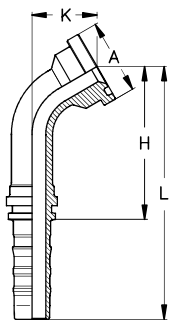


SFS30

SAE FLENS 6000 PSI 30"

GSS Artikel nr	Slangmaat			Flens		Afmetingen (mm)				Max W.P.	
	DN	Size	Inch	Size	Inch	H	L	K	A	bar	PSI
HNS-12SFH30S-6-12	20	12	3/4"	12	3/4"	72	123	18	41,3	420	6000
HNS-16SFH30S-6-12	20	12	3/4"	16	1"	74	125	19	47,6	420	6000
HNS-16SFH30S-6-16	25	16	1"	16	1"	87	143	19	47,6	420	6000
HNS-20SFH30S-6-16	25	16	1"	20	1 1/4"	87	143	19	54	420	6000
HNS-20SFH30S-6-20	32	20	1 1/4"	20	1 1/4"	100	167	20	54	420	6000
HNS-24SFH30S-6-20	32	20	1 1/4"	24	1 1/2"	102	168	21	63,5	420	6000
HNS-24SFH30S-6-24	38	24	1 1/2"	24	1 1/2"	121	203	24	63,5	420	6000
HNS-32SFH30S-6-24	38	24	1 1/2"	32	2"	124	207	26	79,4	420	6000
HNS-32SFH30S-6-32	51	32	2"	32	2"	162	259	34	79,4	350	5000

SAE 6000 PSI 60"

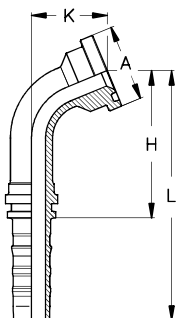


SFS60

SAE FLENS 6000 PSI 60"

GSS Artikel nr	Slangmaat			Flens		Afmetingen (mm)				Max W.P.	
	DN	Size	Inch	Size	Inch	H	L	K	A	bar	PSI
HNS-12SFH60S-6-12	20	12	3/4"	12	3/4"	79	130	38	41,3	420	6000
HNS-16SFH60S-6-12	20	12	3/4"	16	1"	80	131	40	47,6	420	6000
HNS-16SFH60S-6-16	25	16	1"	16	1"	99	155	42	47,6	420	6000
HNS-20SFH60S-6-16	25	16	1"	20	1 1/4"	99	155	42	54	420	6000
HNS-20SFH60S-6-20	32	20	1 1/4"	20	1 1/4"	119	185	47	54	420	6000
HNS-24SFH60S-6-20	32	20	1 1/4"	24	1 1/2"	120	186	49	63,5	420	6000
HNS-24SFH60S-6-24	38	24	1 1/2"	24	1 1/2"	143	225	56	63,5	420	6000
HNS-32SFH60S-6-24	38	24	1 1/2"	32	2"	145	228	60	79,4	420	6000
HNS-32SFH60S-6-32	51	32	2"	32	2"	193	289	79	79,4	350	5000

SAE 6000 PSI 67,5"



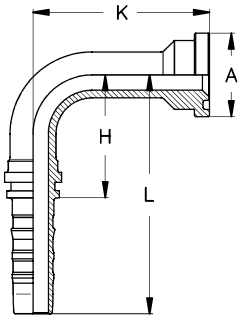
SFS67,5

SAE FLENS 6000 PSI 67,5"

GSS Artikel nr	Slangmaat			Flens		Afmetingen (mm)				Max W.P.	
	DN	Size	Inch	Size	Inch	H	L	K	A	bar	PSI
HNS-12SFH67S-6-12	20	12	3/4"	12	3/4"	74	125	43	41,3	420	6000
HNS-16SFH67S-6-12	20	12	3/4"	16	1"	75	126	45	47,6	420	6000
HNS-16SFH67S-6-16	25	16	1"	16	1"	93	150	48	47,6	420	6000
HNS-20SFH67S-6-16	25	16	1"	20	1 1/4"	93	150	48	54	420	6000
HNS-20SFH67S-6-20	32	20	1 1/4"	20	1 1/4"	112	179	54	54	420	6000
HNS-24SFH67S-6-20	32	20	1 1/4"	24	1 1/2"	113	180	56	63,5	420	6000
HNS-24SFH67S-6-24	38	24	1 1/2"	24	1 1/2"	135	217	65	63,5	420	6000
HNS-32SFH67S-6-24	38	24	1 1/2"	32	2"	137	219	69	79,4	420	6000
HNS-32SFH67S-6-32	51	32	2"	32	2"	182	278	90	79,4	350	5000

Perskoppelingen HNS serie

SAE 6000 PSI 90  
Long-drop



SFS90

SAE FLENS 6000 PSI 90" Long-drop

GSS Artikel nr	Slangmaat			Flens		Afmetingen (mm)					Max W.P.	
	DN	Size	Inch	Size	Inch	H	L	K	A		bar	PSI
HNS-12SFH90S-6-12-100	20	12	3/4"	12	3/4"	55	106	100	41,3		420	6000
HNS-16SFH90S-6-12-140	20	12	3/4"	16	1"	55	106	140	47,6		420	6000
HNS-16SFH90S-6-16-120	25	16	1"	16	1"	71	128	120	47,6		420	6000
HNS-20SFH90S-6-20-120	32	20	1 1/4"	20	1 1/4"	87	154	120	54		420	6000

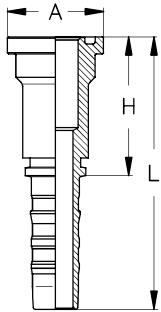
3



GSS Artikel nr	Flens		Afmetingen (mm)				
	Size	Inch	ISO 3601-1	SAE			
OR-12SFH	12	3/4"	25x3,55	24,99x3,53			
OR-16SFH	16	1"	32,5x3,55	32,92x3,53			
OR-20SFH	20	1 1/4"	37,5x3,55	37,69x3,53			
OR-24SFH	24	1 1/2"	47,5x3,55	47,22x3,53			
OR-32SFH	32	2"	56x3,55	56,74x3,53			

Perskoppelingen HNS serie

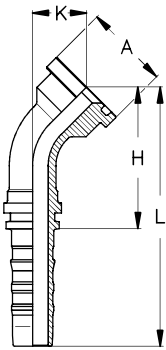
SAE 9000 PSI



SAE 9000 PSI

GSS Artikel nr	Slangmaat			Flens		Afmetingen (mm)				Max W.P.	
	DN	Size	Inch	Size	Inch	H	L	A		bar	PSI
HNS-12SFH-9-12	20	12	3/4"	12	3/4"	84	135	41,3		420	6000
HNS-16SFH-9-12	20	12	3/4"	16	1"	84	135	47,6		420	6000
HNS-16SFH-9-16	25	16	1"	16	1"	90	146,5	47,6		420	6000
HNS-20SFH-9-16	25	16	1"	20	1 1/4"	90	146,5	54		420	6000
HNS-20SFH-9-20	32	20	1 1/4"	20	1 1/4"	88	154,4	54		420	6000
HNS-24SFH-9-20	32	20	1 1/4"	24	1 1/2"	88	154,5	63,5		420	6000
HNS-24SFH-9-24	38	24	1 1/2"	24	1 1/2"	84	166,5	63,5		420	6000
HNS-32SFH-9-24	38	24	1 1/2"	32	2"	110	192,5	79,4		420	6000
HNS-32SFH-9-32	51	32	2"	32	2"	130	226,5	79,4		350	5000

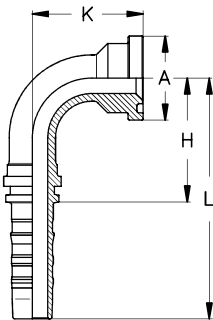
SAE 9000 PSI 45"



SAE 9000 PSI 45"

GSS Artikel nr	Slangmaat			Flens		Afmetingen (mm)				Max W.P.	
	DN	Size	Inch	Size	Inch	H	L	K	A	bar	PSI
HNS-12SFH45S-9-12	20	12	3/4"	12	3/4"	72	123	34	41,3	420	6000
HNS-16SFH45S-9-12	20	12	3/4"	16	1"	74	125	36	47,6	420	6000
HNS-16SFH45S-9-16	25	16	1"	16	1"	86	143	36	47,6	420	6000
HNS-20SFH45S-9-16	25	16	1"	20	1 1/4"	86	143	36	54	420	6000
HNS-20SFH45S-9-20	32	20	1 1/4"	20	1 1/4"	96	162	36	54	420	6000
HNS-24SFH45S-9-20	32	20	1 1/4"	24	1 1/2"	96	162	36	63,5	420	6000
HNS-24SFH45S-9-24	38	24	1 1/2"	24	1 1/2"	114	196	41	63,5	420	6000
HNS-32SFH45S-9-24	38	24	1 1/2"	32	2"	116	199	44	79,4	420	6000
HNS-32SFH45S-9-32	51	32	2"	32	2"	152	250	57	79,4	350	5000

SAE 9000 PSI 90"



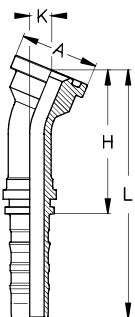
SAE 9000 PSI 90"

GSS Artikel nr	Slangmaat			Flens		Afmetingen (mm)				Max W.P.	
	DN	Size	Inch	Size	Inch	H	L	K	A	bar	PSI
HNS-12SFH90S-9-12	20	12	3/4"	12	3/4"	55	106	64	41,3	420	6000
HNS-16SFH90S-9-12	20	12	3/4"	16	1"	55	106	64	47,6	420	6000
HNS-16SFH90S-9-16	25	16	1"	16	1"	71	128	73	47,6	420	6000
HNS-20SFH90S-9-16	25	16	1"	20	1 1/4"	71	128	73	54	420	6000
HNS-20SFH90S-9-20	32	20	1 1/4"	20	1 1/4"	87	154	77	54	420	6000
HNS-24SFH90S-9-20	32	20	1 1/4"	24	1 1/2"	87	154	78	63,5	420	6000
HNS-24SFH90S-9-24	38	24	1 1/2"	24	1 1/2"	105	188	90	63,5	420	6000
HNS-32SFH90S-9-24	38	24	1 1/2"	32	2"	105	188	94	79,4	420	6000
HNS-32SFH90S-9-32	51	32	2"	32	2"	140	237	125	79,4	350	5000



Perskoppelingen HNS serie

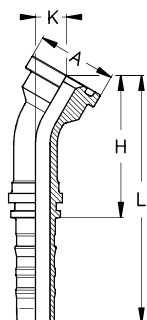
SAE 9000 22,5"



SAE 9000 PSI 22,5"

GSS Artikel nr	Slangmaat			Flens		Afmetingen (mm)					Max W.P.	
	DN	Size	Inch	Size	Inch	H	L	K	A	bar	PSI	
HNS-12SFH22S-9-12	20	12	3/4"	12	3/4"	82	133	16	41,3	420	6000	
HNS-16SFH22S-9-12	20	12	3/4"	16	1"	84	135	17	47,6	420	6000	
HNS-16SFH22S-9-16	25	16	1"	16	1"	97	153	17	47,6	420	6000	
HNS-20SFH22S-9-16	25	16	1"	20	1 1/4"	97	153	17	54	420	6000	
HNS-20SFH22S-9-20	32	20	1 1/4"	20	1 1/4"	406	172	16	54	420	6000	
HNS-24SFH22S-9-20	32	20	1 1/4"	24	1 1/2"	406	174	16	63,5	420	6000	
HNS-24SFH22S-9-24	38	24	1 1/2"	24	1 1/2"	125	208	18	63,5	420	6000	
HNS-32SFH22S-9-24	38	24	1 1/2"	32	2"	129	211	19	79,4	420	6000	
HNS-32SFH22S-9-32	51	32	2"	32	2"	168	265	25	79,4	350	5000	

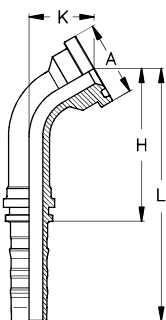
SAE 9000 30"



SAE 9000 PSI 30"

GSS Artikel nr	Slangmaat			Flens		Afmetingen (mm)					Max W.P.	
	DN	Size	Inch	Size	Inch	H	L	K	A	bar	PSI	
HNS-12SFH30S-9-12	20	12	3/4"	12	3/4"	79	130	22	41,3	420	6000	
HNS-16SFH30S-9-12	20	12	3/4"	16	1"	82	133	23	47,6	420	6000	
HNS-16SFH30S-9-16	25	16	1"	16	1"	94	151	23	47,6	420	6000	
HNS-20SFH30S-9-16	25	16	1"	20	1 1/4"	94	151	23	54	420	6000	
HNS-20SFH30S-9-20	32	20	1 1/4"	20	1 1/4"	103	170	22	54	420	6000	
HNS-24SFH30S-9-20	32	20	1 1/4"	24	1 1/2"	104	170	23	63,5	420	6000	
HNS-24SFH30S-9-24	38	24	1 1/2"	24	1 1/2"	123	205	25	63,5	420	6000	
HNS-32SFH30S-9-24	38	24	1 1/2"	32	2"	126	208	27	79,4	420	6000	
HNS-32SFH30S-9-32	51	32	2"	32	2"	164	264	35	79,4	350	5000	

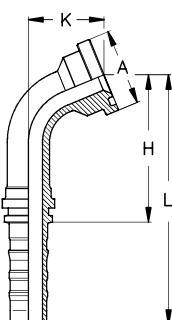
SAE 9000 60"



SAE 9000 PSI 60"

GSS Artikel nr	Slangmaat			Flens		Afmetingen (mm)					Max W.P.	
	DN	Size	Inch	Size	Inch	H	L	K	A	bar	PSI	
HNS-12SFH60S-9-12	20	12	3/4"	12	3/4"	83	134	45	41,3	420	6000	
HNS-16SFH60S-9-12	20	12	3/4"	16	1"	85	136	48	47,6	420	6000	
HNS-16SFH60S-9-16	25	16	1"	16	1"	103	160	50	47,6	420	6000	
HNS-20SFH60S-9-16	25	16	1"	20	1 1/4"	103	160	50	54	420	6000	
HNS-20SFH60S-9-20	32	20	1 1/4"	20	1 1/4"	121	187	50	54	420	6000	
HNS-24SFH60S-9-20	32	20	1 1/4"	24	1 1/2"	121	187	51	63,5	420	6000	
HNS-24SFH60S-9-24	38	24	1 1/2"	24	1 1/2"	144	226	58	63,5	420	6000	
HNS-32SFH60S-9-24	38	24	1 1/2"	32	2"	146	228	61	79,4	420	6000	
HNS-32SFH60S-9-32	51	32	2"	32	2"	194	290	81	79,4	350	5000	

SAE 9000 67,5"

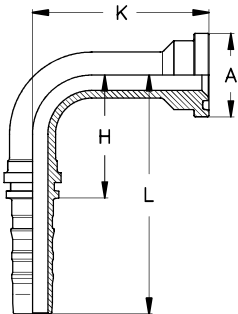


SAE 9000 PSI 67,5"

GSS Artikel nr	Slangmaat			Flens		Afmetingen (mm)					Max W.P.	
	DN	Size	Inch	Size	Inch	H	L	K	A	bar	PSI	
HNS-12SFH67S-9-12	20	12	3/4"	12	3/4"	77	128	50	41,3	420	6000	
HNS-16SFH67S-9-12	20	12	3/4"	16	1"	79	130	53	47,6	420	6000	
HNS-16SFH67S-9-16	25	16	1"	16	1"	97	153	56	47,6	420	6000	
HNS-20SFH67S-9-16	25	16	1"	20	1 1/4"	97	153	56	54	420	6000	
HNS-20SFH67S-9-20	32	20	1 1/4"	20	1 1/4"	114	181	57	54	420	6000	
HNS-24SFH67S-9-20	32	20	1 1/4"	24	1 1/2"	114	181	58	63,5	420	6000	
HNS-24SFH67S-9-24	38	24	1 1/2"	24	1 1/2"	137	219	66	63,5	420	6000	
HNS-32SFH67S-9-24	38	24	1 1/2"	32	2"	138	220	69	79,4	420	6000	
HNS-32SFH67S-9-32	51	32	2"	32	2"	184	280	92	79,4	350	5000	

Perskoppelingen HNS serie

SAE 9000 90  
longdrop

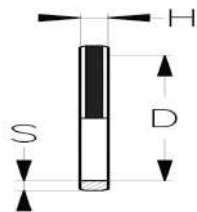


		SAE 9000 PSI 90° Long-drop										
GSS Artikel nr	Slangmaat			Flens		Afmetingen (mm)					Max W.P.	
	DN	Size	Inch	Size	Inch	H	L	K	A	bar	PSI	
HNS-12SFH90S-9-12-129	20	12	3/4"	12	3/4"	55	106	129	41,3		420	6000
HNS-16SFH90S-9-16-132	25	16	1"	16	1"	71	128	132	47,6		420	6000
HNS-16SFH90S-9-16-150	25	16	1"	16	1"	71	128	150	47,6		420	6000
HNS-20SFH90S-9-20-150	32	20	1 1/4"	20	1 1/4"	87	154	150	54		420	6000
HNS-24SFH90S-9-20-150	32	20	1 1/4"	24	1 1/2"	87	154	135	63,5		420	6000
HNS-24SFH90S-9-24-106	38	24	1 1/2"	24	1 1/2"	105	188	106	63,5		420	6000

3

D-Ring tbv SAE flens 9000 PSI

SAE 9000 PSI  
D-Ring



		D-ring tbv 9000 PSI Flenzen										
GSS Artikel nr				Flens		Afmetingen (mm)						
				Size	Inch		D	H	S			
DR12				12	3/4"		25,4	5	3,5			
DR16				16	1"		31,8	5	3,5			
DR20				20	1 1/4"		38,1	5	3,5			
DR24				24	1 1/2"		44,5	5	3,5			
DR32				32	2"		63,9	5	3,5			